



Junior Site Bites

Week 5

Term 1 2017



Dates to remember:

[Calendar](#)

- 13 Mar – Canberra Day Long Weekend
- 21-22 Mar – 3 Way Conferences

TERM 1 ASSEMBLY ROSTER

- Wk 6 Whole School EALD Assembly
- Wk 7 Year 4
- Wk 8 Kindergarten – Harmony Day
- Wk 9 Junior Site PE
- Wk 10 Whole School ANZAC Assembly

Follow us on twitter:

@GoldCreekSchool

Check out the P&C website:

<http://goldcreekschoolpandc.org.au/>



At this week's assembly we heard an amazing rendition of the Rainbow Song by our Year 1 students. Using Auslan sign language, the students demonstrated to us all that being an effective Communicator involves multiple strategies, more than just words. The students were able to express their meaning confidently and as audience members, I'm sure I speak for everyone, when I say that the piece was captivating and incited an emotional response! We loved seeing so many parents, carers and friends join us at assembly, and I know our little ones loved seeing you too!

Today, members of our Year 6, 7 and 8 Leadership Team lead the school "Clean Up Australia Day"! It was a great example of the whole school's support and commitment to caring for our environment, and working together to achieve an amazing outcome through active citizenship. We thank our Senior Students and the Year 6 Leadership Team for their initiative and guidance in making today a success. It is another demonstration of action through students, which highlights the impact that IB is having in our school! Throughout the year, our teachers and students are looking for innovative ways to ensure our school can be sustainable and environmentally friendly, and we welcome any support within this arena!



You may have also noticed in our school environment upgrades, some significant work happening in the Environment Centre. The PE team are excited to announce that there will be a brand new state of the art long jump pit! The teachers can't wait to embed this into the athletics program to enhance students speed, strength and agility!

Finally, we thank everyone for the care we see occurring in the carpark. We know that the peak times of pick up can be busy, and we appreciate your support in making sure our students are safe. We remind parents that parking is available at the shops or at the carpark at Senior Site – both of which have quick walking entry to the school.

Yours in Learning
Jacqui and Priscilla

Junior Site Bites

Year 2 News


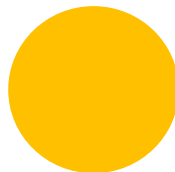

Year 2 have been studying a unit of inquiry called *How We Express Ourselves*. Our focus on story telling has helped us to look at different ways people communicate their stories through writing, designing, painting and oral story-telling. We are learning how to write our own stories and respond to the stories of others. Here are some pictures from 2C as a way of building prior knowledge before reading the text *Feathers for Phoebe*:



2D viewed the traditional Indigenous story, *Brolga Song*, they then used oil pastels to illustrate their understanding of the story. Here are some examples:



In Maths, we have been focusing on 2D and 3D shapes and developing our skills in counting, place value and number work.



Chris Harding, Michelle Grabham,
Naomi Nicholson, Aleisha Bryant, Melissa Van Ree

Junior Site Bites

Preschool News

Preschool Family Breakfast

“WHO WE ARE”

In Preschool we believe that the best experiences for children happen when there is a strong collaborative relationship between teachers and the child’s family.

Thank you to the families that attended our Preschool breakfast on Tuesday the 28th February and Thursday the 2nd March.

We know that many of the preschool children were very excited to have their family members come into their classrooms to have breakfast and share some of their portfolio work samples with. The Preschool teachers also found it nice to have some time to chat with families.



Principal Awards – Week 5

KA Natalie A Miles S	KB Logan F Katelyn R	KC Evie P Samuel F	KD Aubree B Ryan H
KE Scarlett E Ben S	1A Roberta A Samantha P	1B Noah L Ayana K	1C Rihanna L Emily F
1D Matisse B Tamas R	2A Lily M James G	2B -	2C Caitlin Mc Rumaysa A
2D Andrew L Narththanon S			

Junior Site Bites

Defence News

2017 ADF Families Survey

Families get the chance to tell Defence what they think about military life

Being a member of the ADF is a unique experience, not only for the individuals in uniform, but for their parents, partners and children who are also asked to accept the unique challenges associated with military life.

ADF families have the opportunity to provide feedback about their experiences and views on service life through the 2017 ADF Families Survey. This year's survey will focus on partner employment and support services available for Defence families.

If you are a partner or parent of a permanent ADF member or a permanent ADF member looking after dependants on your own, tell Defence about your experiences in the ADF Families Survey.

The survey should only take about 15-20 minutes to complete and is online at:

- Defence Community Organisation www.defence.gov.au/dco
- Defence Families of Australia www.dfa.org.au

The ADF Families Survey opens on 1 March and will close on 31 March 2017. The results are expected to be available in mid-2017.

Community News

Cyclist Code of Conduct

Follow the road rules.

Ensure that you ride no more than two abreast. On busy roads and narrow roads, you can help motorists out by riding to the left of the road or bicycle lane, and riding single file.

Allow plenty of time when signaling to change lanes or turn and ensure that the signaling is clear.

When riding on the road, you must ride in an on-road bicycle lane if there's one available, unless it's not practical to do so.

When cycling at night, ensure that you use lights. Dim the lights or position them towards the ground so as not to dazzle or blind other road users.

Keep to the left when using shared-paths. Give way to and slow down around pedestrians. Warn other people of your approach by sounding your bell or using your voice.

Slow down on approach to crossings, and be prepared to stop. Walk your bike, or ride across slowly (10km/h) and give way to pedestrians.

If you're using an audio device, keep the volume low to ensure you can hear what's going on around you.

For more information see [Sharing the Road Brochure](#)